



VPOD CapOx Patient Self Administered Overnight Oximetry and Capnography Instructions on Oxygen

Patient Name _____ Reading ID _____

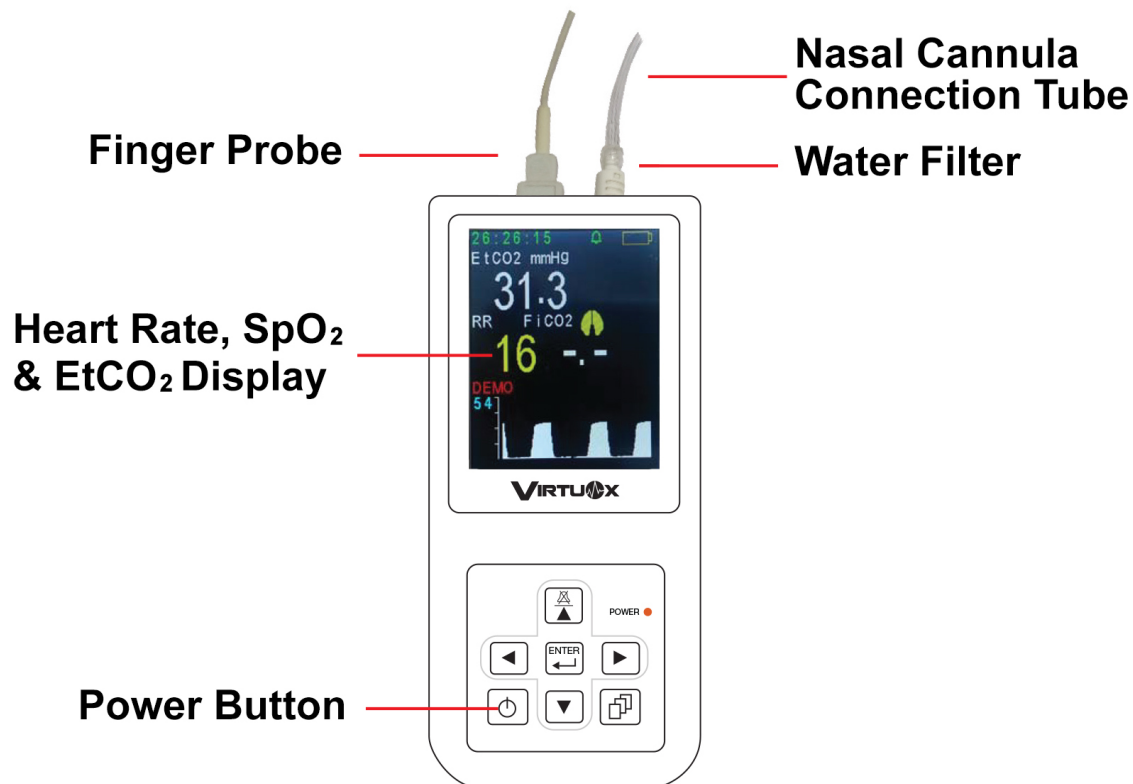
Your prescriber ordered this oximetry and capnography test to monitor your blood oxygen and end tidal CO₂ levels while you are asleep. It is vital you closely follow these instructions to get the best results.

VirtuOx is the testing facility that will process the test results and send them to your prescriber. Per Medicare guidelines, the company that delivers the testing device to you cannot assist with the instruction or performance of the test.

DME Courier: _____ Phone _____

Please follow the conditions below as prescribed:

Your testing device: VPOD CapOx



IMPORTANT


- You must stay awake for the first 10 minutes of the test.
- Remove any fingernail polish and coverings from the finger you will be using.

TEST SETUP

- 1 Confirm the finger probe cable and water filter are attached to the top of the device.



- 2 Confirm the nasal cannula connection tube is connected to the water filter.



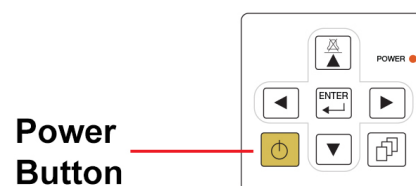
- 3 Confirm your oxygen source is connected to your testing device.



- 4 Attach sensor to index finger and apply tape or Band Aid to secure sensor to your finger.



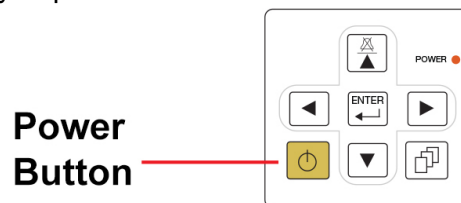
- 5 Press and hold the bottom left button down until powered ON.



- 6 Insert the nasal cannula prongs into your nose and adjust the slider to secure it. Go to sleep. Wear it all night.



- 7 When you wake up in the morning, take the device off. Press and hold the bottom left button until you power it OFF.



ADDITIONAL INSTRUCTIONS

- For best results, place the probe on your index finger. However, you may use any finger as long as it receives a reading from the device.
- If the probe or cannula falls off during the night:
 - 1) Place the probe on your finger and reinsert the nasal cannula prongs into your nose.
 - 2) Check to see the oximeter is ON and displays numbers.
 - 3) If the oximeter is OFF, press the power button to turn it ON.
- You may remove the probe and nasal cannula only in case of hygienic necessity. When you return to bed, put the probe back on your finger and reinsert the nasal cannula as you did before.