



Pulse Oximetry and Capnography - Summary Report

Patient Information

[REDACTED]
[REDACTED]
[REDACTED]
Phone: [REDACTED]
Gender: [REDACTED]
DOB: [REDACTED]

Physician Information

[REDACTED]
[REDACTED]
[REDACTED]
Fax: [REDACTED]
NPI: [REDACTED]

Provider Information

[REDACTED]
[REDACTED]
[REDACTED]
Phone: [REDACTED]
Fax: [REDACTED]

Insurance: Bill Patient

Start: 11/4/2016 11:35:12 AM

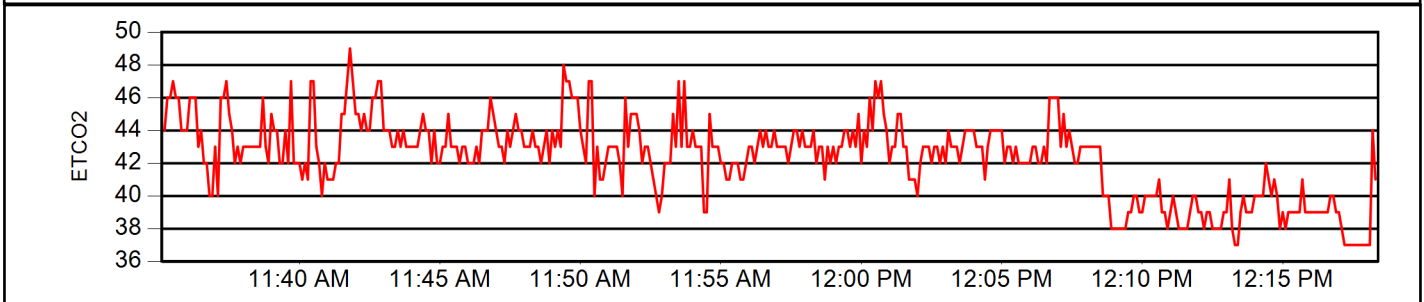
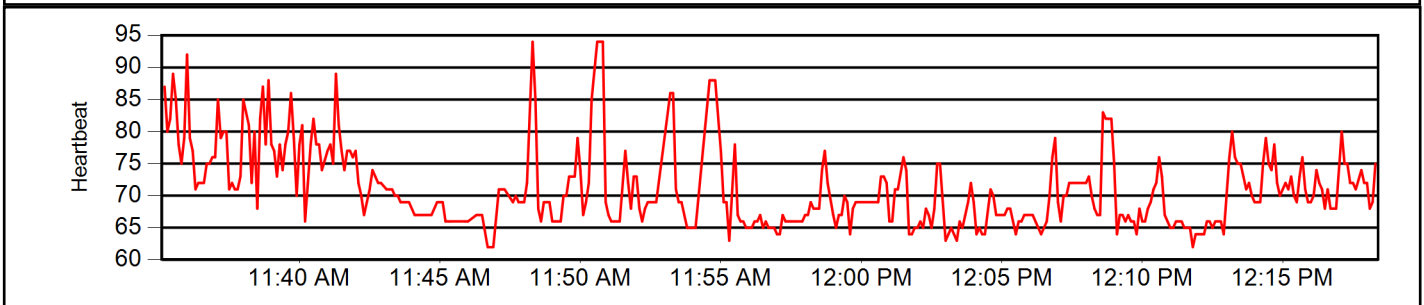
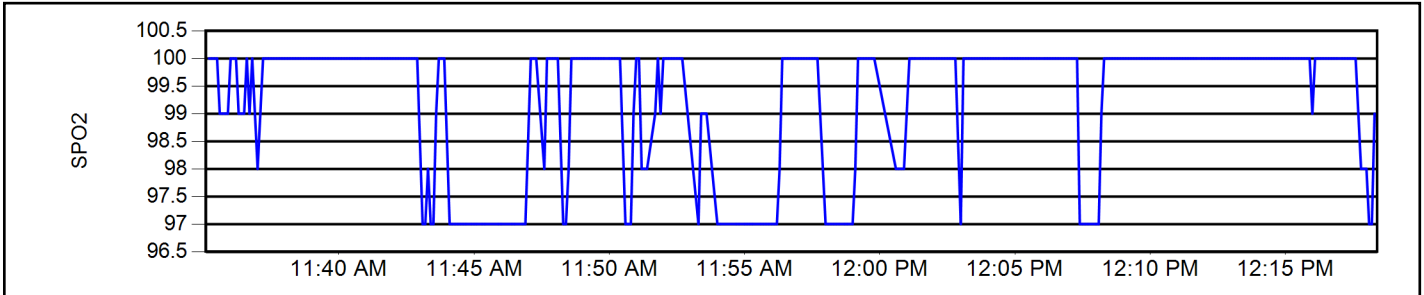
End: 11/4/2016 12:18:24 PM

Duration: 0:43:12

SpO2 Data		Pulse Data		Ventilation Data	
Time <= 88%	0.0 (min)	Hi-Pulse	94 bpm	High ETCO2	49.0 mmhg
Time <= 89%	0.0 (min)	Low Pulse	62 bpm	Low ETCO2	37.0 mmhg
High SpO2	100.0%	Artifact Events (min)	5.8 minutes	Avg ETCO2	42.0 mmhg
Low SpO2	97.0%	Oxygen Desaturation Index (ODI) Total Desaturation Events: 20 Average Events per Hour: 20		Time < 35 mmhg	0.0 (min)
Basal SpO2	99.4%			Time < 35 mmhg	0.0%
Delta SpO2	0.0 (min)			Time > 45 mmhg	4.2 (min)
Time consecutive <= 88%	0.0 (min)	Respiratory Rate Data		Time > 45 mmhg	9.7%
Awake SpO2	100.0%	High RR	27 bpm	Time >= 52 mmhg	0.0 (min)
		Low RR	5 bpm	Time >= 52 mmhg	0.0%
		Avg RR	17 bpm		

Condition of Test: Overnight Room Air

SessionID: [REDACTED]



Oximeter Used: Capnograph, Serial #:222